

# Instruction


## 4.How to remove entangled wire

TANAKA DENSHI KOGYO K.K  
Quality Assurance Dpt.


# Instruction

## How to remove entangled wire

TANAKA DENSHI KOGYO K.K.  
Quality Assurance Dpt.




entangle




entangle

① Cut all the entangled wires with scissors.




① Cut all the entangled wires with scissors.

**TANAKA DENSHI KOGYO K.K**




① Cut all the entangled wires with scissors.

**TANAKA DENSHI KOGYO K.K**




① Cut all the entangled wires with scissors.






① Cut all the entangled wires with scissors.

**TANAKA DENSHI KOGYO K.K**




① Cut all the entangled wires with scissors.

**TANAKA DENSHI KOGYO K.K**




① Cut all the entangled wires with scissors.

**TANAKA DENSHI KOGYO K.K**




① Cut all the entangled wires with scissors.

**TANAKA DENSHI KOGYO K.K**




① Cut all the entangled wires with scissors.

**TANAKA DENSHI KOGYO K.K**




① Cut all the entangled wires with scissors.

**TANAKA DENSHI KOGYO K.K**




① Cut all the entangled wires with scissors.

**TANAKA DENSHI KOGYO K.K**




① Cut all the entangled wires with scissors.






① Cut all the entangled wires with scissors.

**TANAKA DENSHI KOGYO K.K**




① Cut all the entangled wires with scissors.

**TANAKA DENSHI KOGYO K.K**




① Cut all the entangled wires with scissors.

**TANAKA DENSHI KOGYO K.K**




① Cut all the entangled wires with scissors.

**TANAKA DENSHI KOGYO K.K**




①Cut all the entangled wires with scissors.



① Cut all the entangled wires with scissors.

**TANAKA DENSHI KOGYO K.K**



**TANAKA DENSHI KOGYO K.K**

② Remove all the cut wires with tweezers. (Do not scratch the wire)



②Remove all the cut wires with tweezers.(Do not scratch the wire)






② Remove all the cut wires with tweezers. (Do not scratch the wire)

**TANAKA DENSHI KOGYO K.K**



②Remove all the cut wires with tweezers.(Do not scratch the wire)




② Remove all the cut wires with tweezers. (Do not scratch the wire)

**TANAKA DENSHI KOGYO K.K**




**TANAKA DENSHI KOGYO K.K**

② Remove all the cut wires with tweezers. (Do not scratch the wire)




② Remove all the cut wires with tweezers. (Do not scratch the wire)

**TANAKA DENSHI KOGYO K.K**




② Remove all the cut wires with tweezers. (Do not scratch the wire)

**TANAKA DENSHI KOGYO K.K**




② Remove all the cut wires with tweezers. (Do not scratch the wire)




② Remove all the cut wires with tweezers. (Do not scratch the wire)

**TANAKA DENSHI KOGYO K.K**






③ Pick the tip of the remaining wire with tweezers and unwind it.



③ Pick the tip of the remaining wire with tweezers and unwind it.



③ Pick the tip of the remaining wire with tweezers and unwind it.



③ Pick the tip of the remaining wire with tweezers and unwind it.



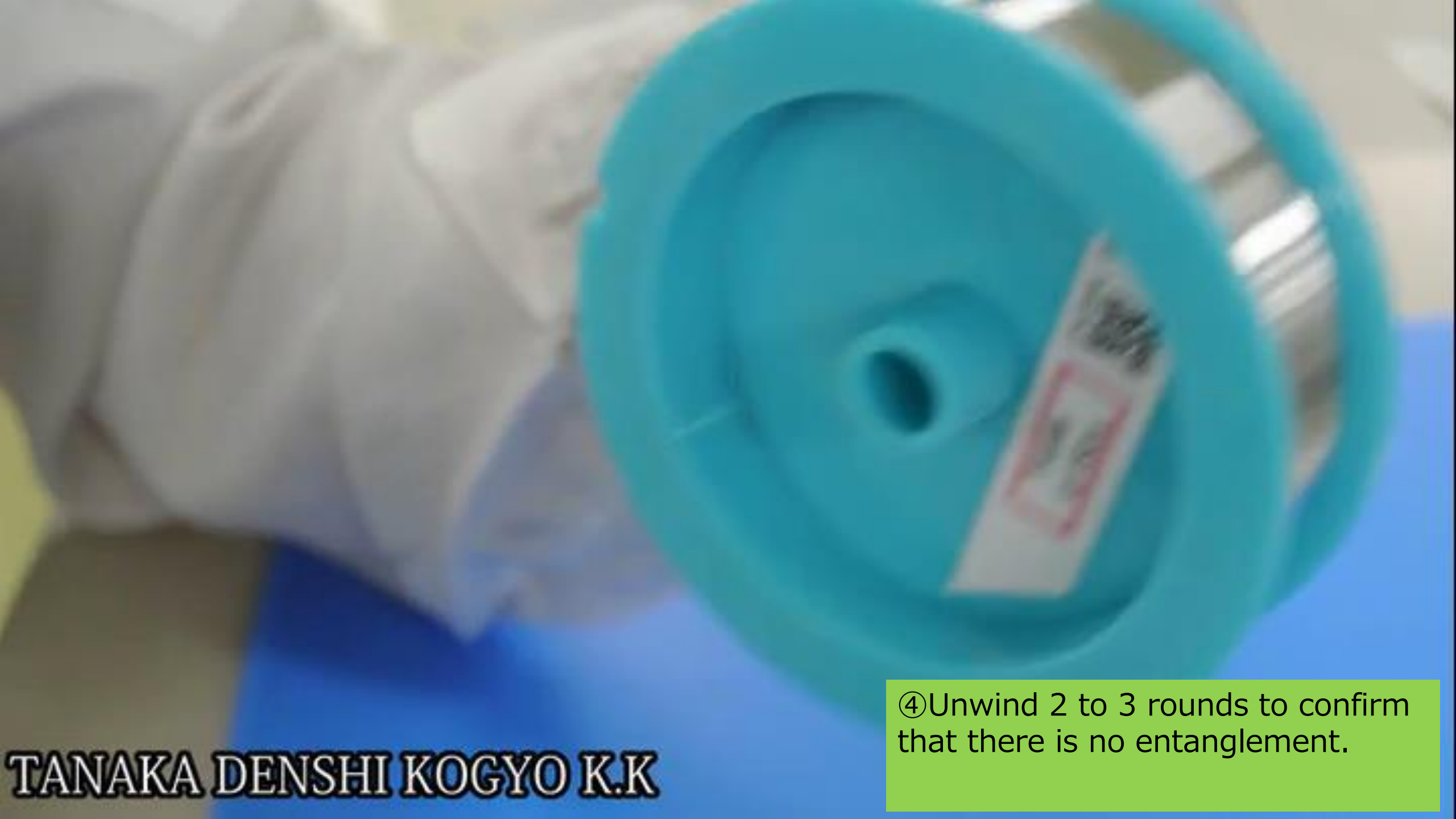
③ Pick the tip of the remaining wire with tweezers and unwind it.



**TANAKA DENSHI KOGYO K.K**

④Unwind 2 to 3 rounds to confirm that there is no entanglement.

④Unwind 2 to 3 rounds to confirm that there is no entanglement.



④Unwind 2 to 3 rounds to confirm that there is no entanglement.





④Unwind 2 to 3 rounds to confirm that there is no entanglement.

A close-up photograph of a blue plastic reel. The reel has a central hole and a smaller hole in the middle. A white label is attached to the reel, featuring a QR code and the text "TANAKA" and "Φ1.50mm". In the background, a grey component is visible, which appears to be a reel of tape or a similar device. The overall scene is set against a light-colored background.

**TANAKA DENSHI KOGYO K.K**

④Unwind 2 to 3 rounds to confirm that there is no entanglement.



15027486-0K  
TANAKA  
Φ1.150mm

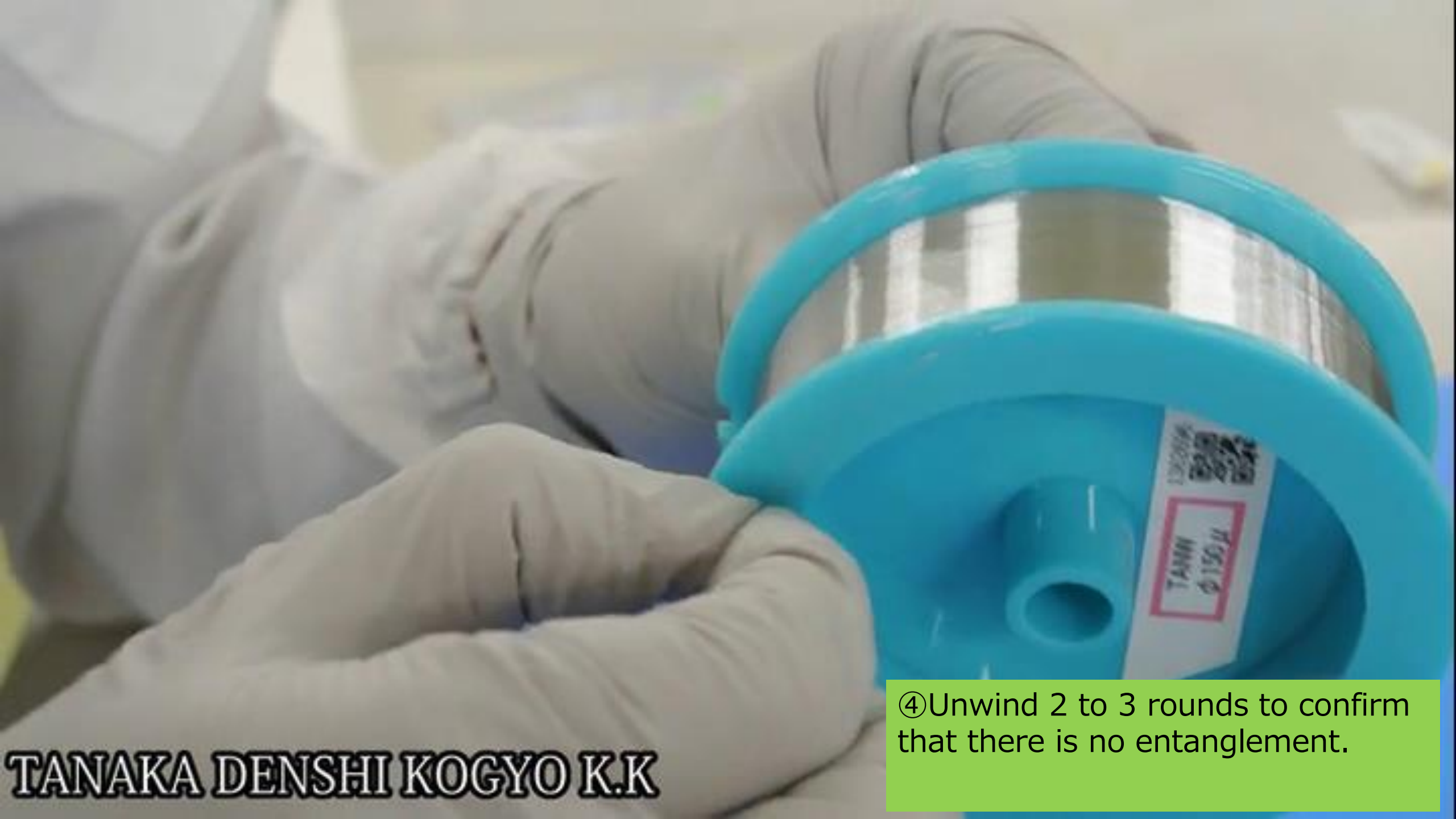
④Unwind 2 to 3 rounds to confirm that there is no entanglement.

**TANAKA DENSHI KOGYO K.K**

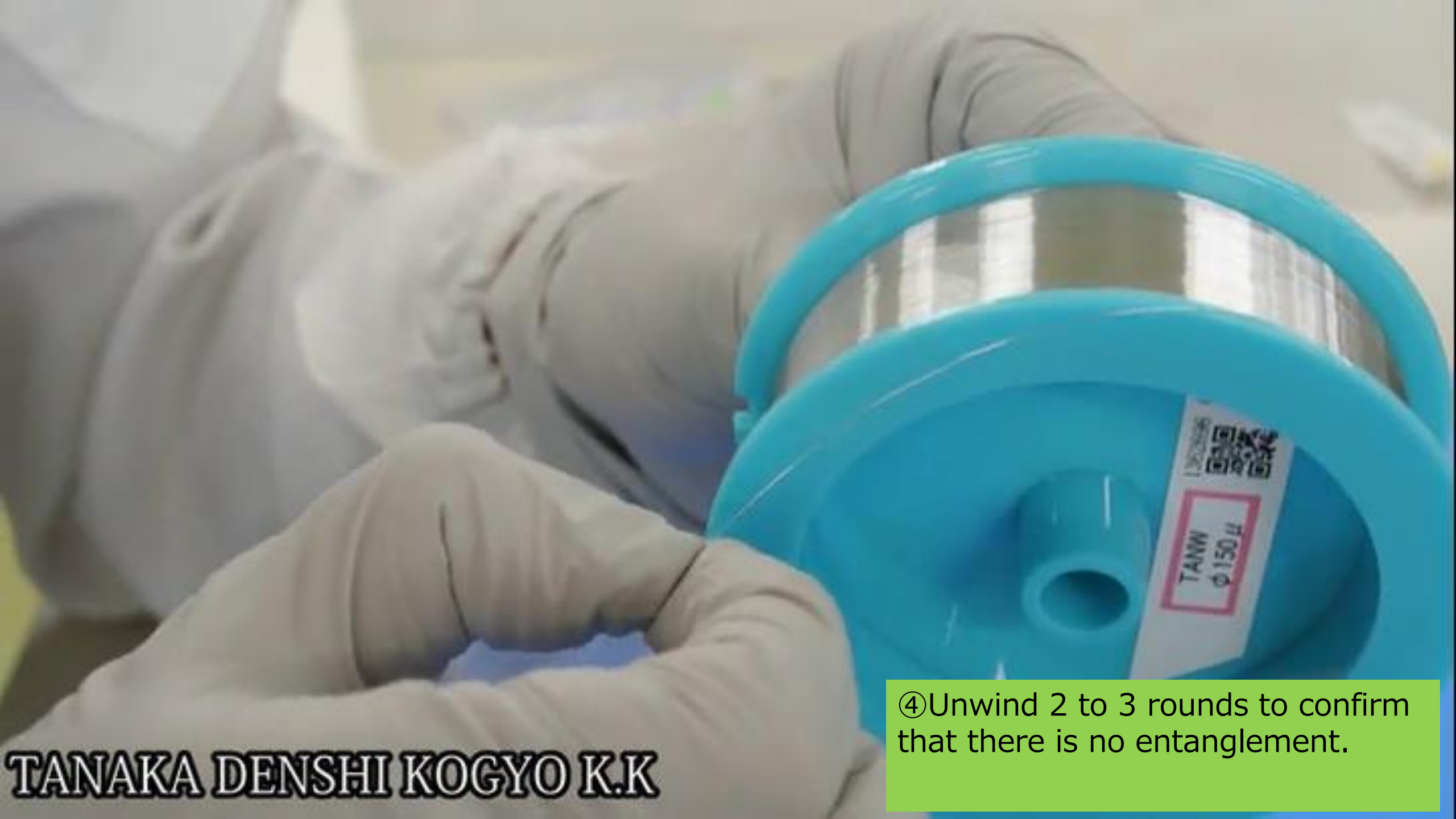


④Unwind 2 to 3 rounds to confirm that there is no entanglement.


**TANAKA DENSHI KOGYO K.K**



④Unwind 2 to 3 rounds to confirm that there is no entanglement.



④Unwind 2 to 3 rounds to confirm that there is no entanglement.



④Unwind 2 to 3 rounds to confirm that there is no entanglement.

**TANAKA DENSHI KOGYO K.K**



④Unwind 2 to 3 rounds to confirm that there is no entanglement.





④Unwind 2 to 3 rounds to confirm that there is no entanglement.



④Unwind 2 to 3 rounds to confirm that there is no entanglement.

**TANAKA DENSHI KOGYO K.K**

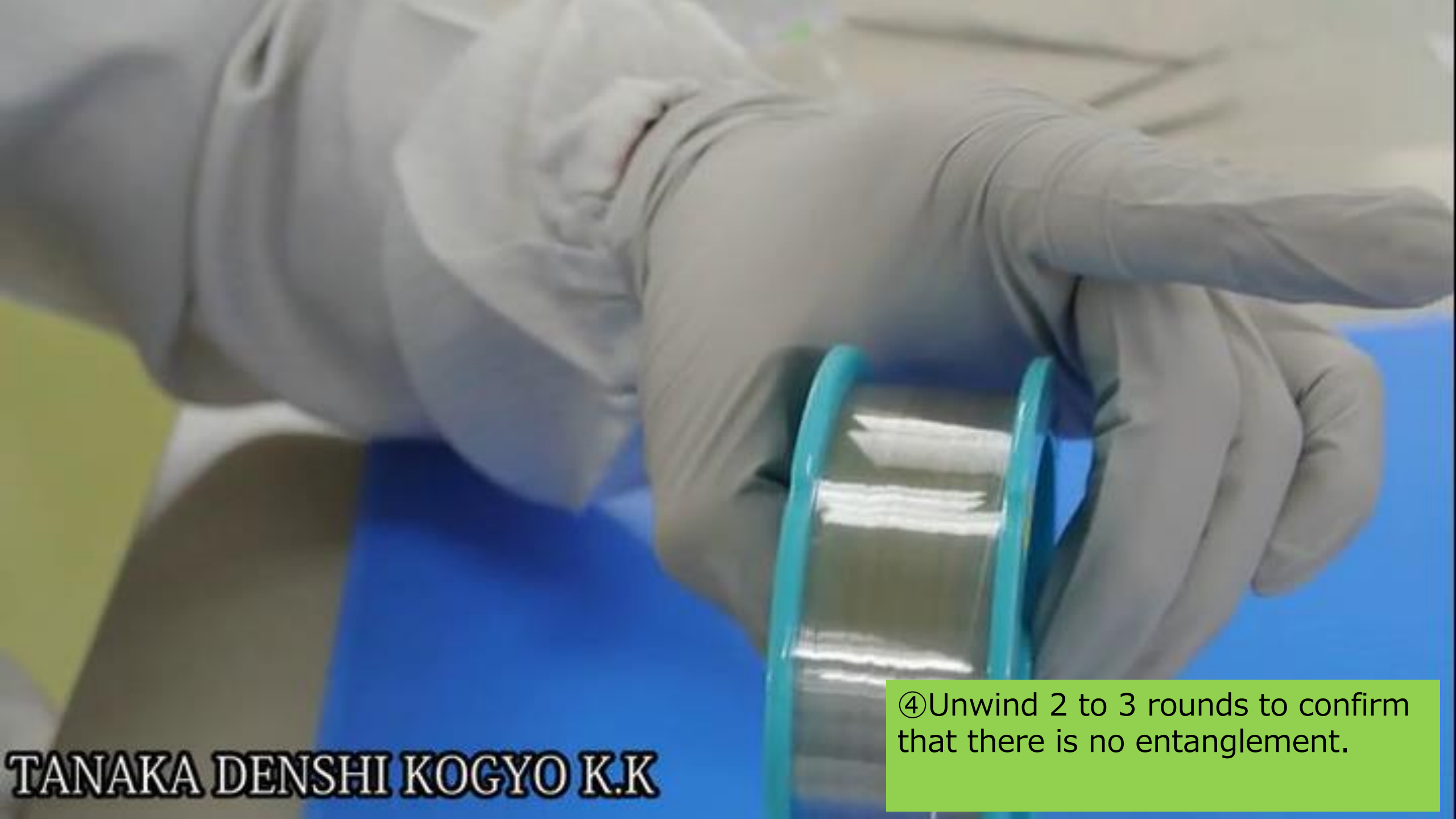


④Unwind 2 to 3 rounds to confirm that there is no entanglement.


**TANAKA DENSHI KOGYO K.K**

④Unwind 2 to 3 rounds to confirm that there is no entanglement.

④Unwind 2 to 3 rounds to confirm that there is no entanglement.




④Unwind 2 to 3 rounds to confirm that there is no entanglement.



⑤ Pick the wire and pass it through the notch after removing the entanglement.


**TANAKA DENSHI KOGYO K.K**



⑤ Pick the wire and pass it through the notch after removing the entanglement.


**TANAKA DENSHI KOGYO K.K**






⑤ Pick the wire and pass it through the notch after removing the entanglement.

**TANAKA DENSHI KOGYO K.K**




⑤ Pick the wire and pass it through the notch after removing the entanglement.

**TANAKA DENSHI KOGYO K.K**




⑤ Pick the wire and pass it through the notch after removing the entanglement.

**TANAKA DENSHI KOGYO K.K**



⑤ Pick the wire and pass it through the notch after removing the entanglement.

**TANAKA DENSHI KOGYO K.K**



⑤ Pick the wire and pass it through the notch after removing the entanglement.

**TANAKA DENSHI KOGYO K.K**



⑤ Pick the wire and pass it through the notch after removing the entanglement.

**TANAKA DENSHI KOGYO K.K**



⑤ Pick the wire and pass it through the notch after removing the entanglement.

**TANAKA DENSHI KOGYO K.K**



⑤ Pick the wire and pass it through the notch after removing the entanglement.


**TANAKA DENSHI KOGYO K.K**





⑤ Pick the wire and pass it through the notch after removing the entanglement.

**TANAKA DENSHI KOGYO K.K**



⑤ Pick the wire and pass it through the notch after removing the entanglement.

**TANAKA DENSHI KOGYO K.K**



⑤ Pick the wire and pass it through the notch after removing the entanglement.

**TANAKA DENSHI KOGYO K.K**



⑤ Pick the wire and pass it through the notch after removing the entanglement.

**TANAKA DENSHI KOGYO K.K**



TANAKA  
φ1.50mm


⑤ Pick the wire and pass it through the notch after removing the entanglement.

**TANAKA DENSHI KOGYO K.K**




⑤ Pick the wire and pass it through the notch after removing the entanglement.

**TANAKA DENSHI KOGYO K.K**



⑤ Pick the wire and pass it through the notch after removing the entanglement.


**TANAKA DENSHI KOGYO K.K**



• 正しい持ち方(Correct Handling)

※スプールの軸を掴みます。

Hold the center of the spool.



• 間違った持ち方(Wrong Handling)

※フランジを掴むと、リボンに触れ、汚染してしまいますので、ご注意ください。

Do not hold the flange.  
It will contaminate the ribbon.